

FROM THE PRINCIPAL

Dear Parents and Community Members,

Scio Schools have a history of excellence. Our teachers and staff work diligently to reach every child with research based teaching methods. We have numerous programs in place to support students who have fallen behind in reading and math. With all our efforts, Centennial Elementary School students have steadily improved their performance on standardized tests. That means that our students are performing at the same level or better than the majority of schools in the state have achieved. To continue to improve these scores, our staff is implementing several initiatives that will help increase the quality of instruction.

We promise to deliver an increasingly excellent education to the children and families of this community. Please be in touch with any questions, concerns, or ideas that can support our school.

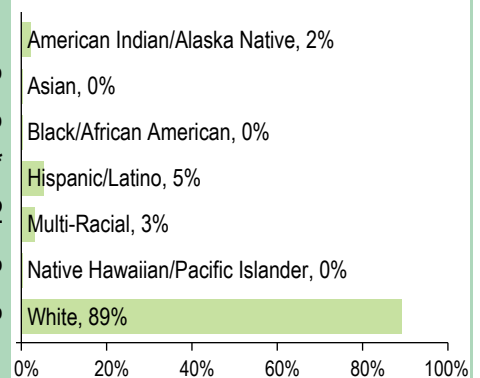
Thank you,

Principal | Luke Zedwick

SCHOOL PROFILE

ENROLLMENT 2016-17	293	SELECTED DEMOGRAPHICS	
K-3	195	Economically Disadvantaged	45%
4-5	98	Students with Disabilities	12%
6-8	--	Ever English Learner	*
MEDIAN CLASS SIZE		Different Languages Spoken	2
	School : Oregon	Regular Attenders	79.9%
Self-Contained	24.0 : 24.0	Mobile Students	10.4%
Departmentalized	-- : --		

STUDENTS



IMMUNIZATION RATES

Percent of students with all required vaccines: 95
Percent of students without all required vaccines: <5

(The percent without required vaccines includes students with medical exemptions, nonmedical exemptions, no immunization records, or up-to-date but incomplete immunization records. Visit <http://www.healthoregon.org/immdata> for more information.)

When data are unavailable or to protect student confidentiality:

* refers to groups of less than 6 students.

<5 indicates that a percentage is less than 5%.

>95 indicates that a percentage is greater than 95%.

*** refers to a school that offers lunch at no charge to all students.

The Oregon Department of Education (ODE) will not assign summative, overall ratings to schools on the 2016-17 report cards given the upcoming implementation of the Every Student Succeeds Act (ESSA) in 2017-18. However, the ODE will report indicator ratings (e.g., achievement, growth, graduation, etc.) for each school and student group on the 2016-17 Report Card (RC) Rating Details reports. These reports are accessible at <http://www.oregon.gov/ode/schools-and-districts/reportcards>. For more information about ESSA and the redesign of the school and district report cards, please visit <http://www.oregon.gov/ode/rules-and-policies/ESSA>.

PROGRESS ARE STUDENTS MAKING ADEQUATE GAINS OVER TIME?

SCHOOL PERFORMANCE

Performance of students enrolled in the school for a full academic year


Did at least 95% of the students at this school take required assessments? Yes No, Interpret Results with Caution
Participation rate criteria are in place to ensure schools test all eligible students.

The Smarter Balanced and alternate assessments have four performance levels where levels 3 and 4 are meeting the standard for school and district accountability.

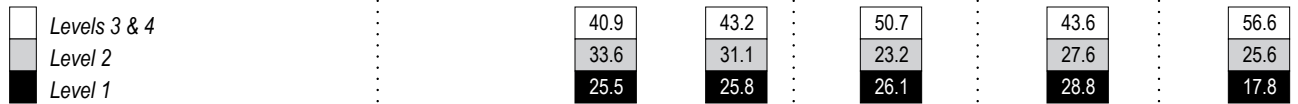
2014-15 was the first operational year of the new English language arts and mathematics assessments.

	School Performance (%)			School Performance (%)	Oregon Performance (%)	Like-School Average (%)
	2013-14	2014-15	2015-16	2016-17	2016-17	2016-17

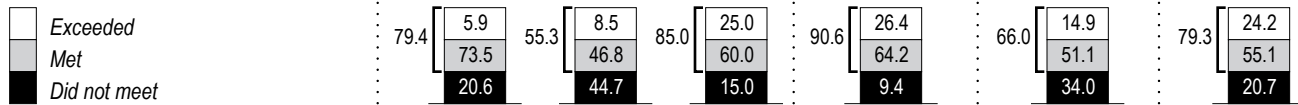
English Language Arts (Administered statewide in grades: 3-8, 11)



Mathematics (Administered statewide in grades: 3-8, 11)



Science (OAKS) (Administered statewide in Grades: 5, 8, 11)



Visit www.oregon.gov/ode/reports-and-data for additional assessment results.

*, <5, and >95 are displayed when the data must be suppressed to protect student confidentiality.

OUTCOMES FOR KEY STUDENT GROUPS AT THIS SCHOOL COMPARED TO THE SAME GROUPS STATEWIDE

STUDENT GROUP OUTCOMES

	School Performance (%)	Oregon Performance (%)	Like-School Average (%)	School Performance (%)	Oregon Performance (%)	Like-School Average (%)	School Performance (%)	Oregon Performance (%)	Like-School Average (%)		
Economically Disadvantaged			American Indian/Alaska Native			Native Hawaiian/Pacific Islander					
Eng. Lang. Arts	43.9	37.5	42.2	Eng. Lang. Arts	*	30.4	46.8	Eng. Lang. Arts	*	33.8	10.0
Mathematics	39.4	31.6	39.2	Mathematics	*	26.6	34.0	Mathematics	*	26.6	20.0
Science	81.5	55.0	67.1	Science	*	48.8	63.2	Science	*	43.8	*
Ever English Learners			Asian			White					
Eng. Lang. Arts	*	26.0	54.3	Eng. Lang. Arts	*	68.5	86.7	Eng. Lang. Arts	56.3	56.6	60.4
Mathematics	*	23.0	57.6	Mathematics	*	66.7	91.0	Mathematics	51.6	50.2	55.8
Science	*	37.1	62.5	Science	*	73.8	90.2	Science	89.1	75.0	79.7
Students with Disabilities			Black/African American			Female					
Eng. Lang. Arts	25.0	23.4	29.0	Eng. Lang. Arts	*	29.0	38.5	Eng. Lang. Arts	68.9	54.1	66.1
Mathematics	25.0	21.1	28.3	Mathematics	*	20.2	32.0	Mathematics	52.5	42.2	55.5
Science	66.7	38.9	47.3	Science	*	40.9	75.0	Science	92.3	64.4	79.1
Migrant			Hispanic/Latino			Male					
Eng. Lang. Arts	*	22.4	30.0	Eng. Lang. Arts	33.3	30.9	46.0	Eng. Lang. Arts	43.2	45.2	55.0
Mathematics	*	19.7	20.0	Mathematics	33.3	25.8	40.1	Mathematics	49.4	44.9	57.7
Science	*	32.9	*	Science	*	44.5	69.7	Science	88.9	67.4	79.6
Talented and Gifted			Multi-Racial								
Eng. Lang. Arts	*	94.8	>95	Eng. Lang. Arts	*	54.7	57.8	*, <5, and >95 are displayed when the data must be suppressed to protect student confidentiality.			
Mathematics	*	95.0	>95	Mathematics	*	47.5	58.6				
Science	*	97.7	>95	Science	*	71.7	77.0				

CURRICULUM & LEARNING ENVIRONMENT WHAT IS THIS SCHOOL DOING TO IMPROVE STUDENT LEARNING AND TO PREPARE STUDENTS FOR THE FUTURE?

SCHOOL READINESS

Parent Academy
Spring Kindergarten Roundup
Summer Reading Fest

ACADEMIC SUPPORT

Reading Interventions are available for all students. We test three times a year to assure that each child is getting what they need in this most critical subject. Staff meet regularly throughout the school year to discuss the needs of students both individually and as a group. Teachers also provide many students with adapted instruction within the classroom environment. This often gives kids the help they need before they're ever pulled out of class. We dedicate three different staff members to keep track of and provide reading supports throughout the school. It is one of our highest priorities.

ACADEMIC ENRICHMENT

2nd Grade Zoo Trip
3rd Grade Aquarium Trip
4th Grade Aurora Colony Visit
4th and 5th Grade Junior Achievement Biztown

EXTRA-CURRICULAR ACTIVITIES/ AFTER SCHOOL PROGRAMS

Winter Concert
Spring Concert
Talent Show
Fifth Grade Track

Data and information in the Curriculum and Learning Environment section were provided by local schools and districts, and were not verified by the Oregon Department of Education.